

# MRC series

## C5-M2x

### 11-pin, power relay, 2-pole, magnetic blow out, faston

<b>Type</b>	<b>C5-M2x/ ... V</b> Power relays, DC application double pole, NO, magnetic blow out		
<b>Maximum contact load</b>	<b>16 A @ 250 V AC1</b>	<b>7 A @ 110 V DC1</b>	<b>3 A @ 220 V DC1</b>
<b>Contacts</b>			
Material	Standard	Code 0	AgNi
Rated current	16 A		
Switch-on current max. (20 ms)	40 A		
Switching voltage max.	250 V		
AC load	4 kVA		
DC load	see Fig. 2		

<b>Coil</b>			
Coil resistance	see table; tolerance $\pm 10\%$		
Pick-up voltage	$\geq 0,8 \times U_N$		
Release voltage	$\geq 0,1 \times U_N$		
Nominal power	2,4 VA (AC) / 1,6 W (DC)		

<b>Coil table</b>	<b>VAC</b>	<b><math>\Omega</math></b>	<b>mA</b>	<b>VDC</b>	<b><math>\Omega</math></b>	<b>mA</b>
	24	65	100	12	90	133
	48	286	50	24	360	66
	115	1K7	21	48	1440	33
	230	6K8	10.4	110	7562	15

<b>Insulation</b>	Volt rms, 1 min
Contact open	4 kV
Contact/contact	4 kV
Contact/coil	3 kV
Insulation resistance at 500 V	$\geq 3 \text{ G}\Omega$
Insulation, EN 60947/IEC 61810-5:	4 KV/3

<b>Specifications</b>	
Ambient temperature operation/storage	-40 (no ice)...60 °C / -40 ... 80 °C
Pick-up time/bounce time	20 ms/ $\leq 3$ ms
Release time/bounce time	10 ms/ $\leq 1$ ms
Mechanical life	AC: 10 Mill./DC: 20 Mill. switching cycles
bei Rated load	$\geq 75.000$ switching cycles
Switching frequency at rated load	$\leq 1200/h$
Protection class	IP40 / RT1
Weight	90 g

- Standard types**  
**AC 50 Hz/60 Hz: 24, 48, 115 (120), 230 (240)**  
**LED**  
**RC suppressor**
- DC 24, 48, 110, 220**  
**LED**  
**Free wheeling diode**  
**Polarity and free wheeling diode**
- AC/DC bridge rectifier 24 V, 48 V, 60 V**

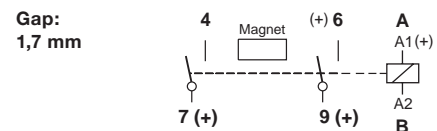
- C5-M20/AC ... V**  
**C5-M20X/AC ... V**  
**C5-M20R/AC ... V**
- C5-M20/DC ... V**  
**C5-M20X/DC ... V**  
**C5-M20DX/DC ... V**  
**C5-M20FX/DC ... V**
- C5-M20BX/UC ... V**

"..." Enter the voltage for full type designation

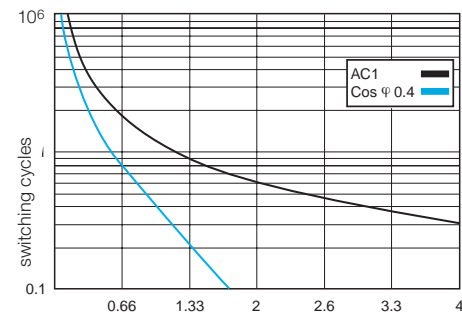
<b>Accessories</b>	
Socket:	<b>S5-S, S5-L, S5-P, S5-P0</b>
Operational accessories (blanking plug):	<b>SO-NP, SO-OP</b>



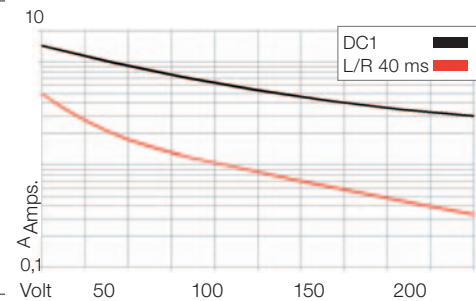
#### Connection diagram



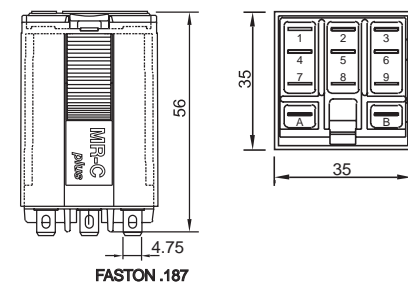
**Fig. 1 AC voltage endurance**



**Fig. 2 DC load limit curve**



#### Dimensions [mm]



#### Technical approvals, conformities



IEC 61810; EN 60947



**Kühn Controls AG**

**Notes:**

You want more information about this product, please call us: tel: +49 (0)7082-940000 or send us a fax: +49 (0)7082-940001, or email: [sales@kuehn-controls.de](mailto:sales@kuehn-controls.de) or visit our Website: [www.kuehn-controls.de](http://www.kuehn-controls.de)