

STANDARD

2- and 3-POINT Actuators

2.20

Application

The JOVENTA STANDARD electric damper-actuator series is designed to operate air dampers in ventilation and air conditioning systems. The compact design and universal adapter fitted with limitation of rotation angle make this JOVENTA actuator highly versatile.

Key features

- 2- or 3-point control
- Up to 5 actuators in parallel operation possible
- Plug-in terminal block connection
- Simple direct-mount with universal adapter on Ø 10 mm to 20 mm shaft or square shaft from 10 mm to 16 mm. 48 mm minimum damper shaft length
- Selectable direction of rotation
- Limitation of rotation angle
- Manual release button
- 2 adjustable auxiliary switches
See back page for settings
- Automatic shut-off at end position (overload switch)
- Energy saving at end positions
- Actuators available with 1 m halogen-free cable
- Customized versions available
- Devices meet CE requirements

Accessories

- ZK damper linkage selection
- ZKG ball joints
(see product sheet 6.10)

Nomenclature/Specification/Technical data

DA...1	AC/DC24V	
DA...1.S	AC/DC24V	with 2 auxiliary switches
DA...1.P1	AC/DC24V	with 1K Ω feedback potentiometer
DA...1.P2	AC/DC24V	with 140 Ω feedback potentiometer
DA...2	AC230V	
DA...2.S	AC230V	with 2 auxiliary switches
DA...2.P1	AC230V	with 1K Ω feedback potentiometer
DA...2.P2	AC230V	with 140 Ω feedback potentiometer
.....K		with 1 m halogen-free cable

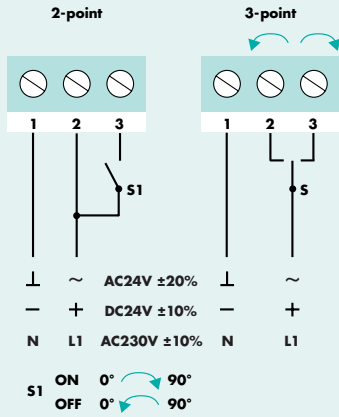
Actuator	DA1.(S)(P..)	DA1.(S)(P..)	DA1.(S)(P..)	DA2.(S)(P..)	DA2.(S)(P..)	DA2.(S)(P..)
Torque	8 Nm	16 Nm	24 Nm	8 Nm	16 Nm	24 Nm
Damper area*	1.5 m ²	3.0 m ²	4.5 m ²	1.5 m ²	3.0 m ²	4.5 m ²
Running time	30...45 s	80...110 s	125...160 s	30...45 s	80...110 s	125...160 s
Supply voltage	AC/DC24V			AC230V		
Frequency	50-60 Hz	50-60 Hz	50-60 Hz	50-60 Hz	50-60 Hz	50-60 Hz
Power consumption						
- Running	4.0 W	4.0 W	4.0 W	5.5 W	5.5 W	5.5 W
- At end position	0.5 W	0.5 W	0.5 W	1.0 W	1.0 W	1.0 W
Dimensioning	6.5VA / 2A @ 2 ms			6.0VA / 0.1A @ 2 ms		
Weight	1.1 kg	1.1 kg	1.1 kg	1.2 kg	1.2 kg	1.2 kg
Control signal	2-point or 3-point					
Position signal	Potentiometer					
Angle of rotation/working range	90° (93° mech.)					
Angle of rotation/limitation	5°...85° in 5° < steps					
Service lifetime	60,000 rotations					
Auxiliary switches	3(1.5)A, AC230V					
Setting range / adjustable	5°...85° < infinity					
Potentiometer load	0.5 W					
Tolerance	± 10%					
Noise level	45 dB (A)					
Protection class	II					
Degree of protection	IP 54 (cable downwards)					
Cable aperture connection	M16 x 1.5					
Mode of action	Type 1					
Ambient conditions						
- Operating temperature	-20...+50°C / IEC 721-3-3					
- Storage temperature	-30...+60°C / IEC 721-3-2					
- Humidity	5...95% r.F.					
Service	Maintenance-free					
Standards	Mechanics		EN 60 529 / EN 60 730-2-14			
	Electronics		EN 60 730-2-14			
	EMC Emissions		EN 50 081-1:92 / IEC 61 000-6-3:96			
	EMC Immunity		EN 50 082-2:95 / IEC 61 000-6-2:99			

STANDARD

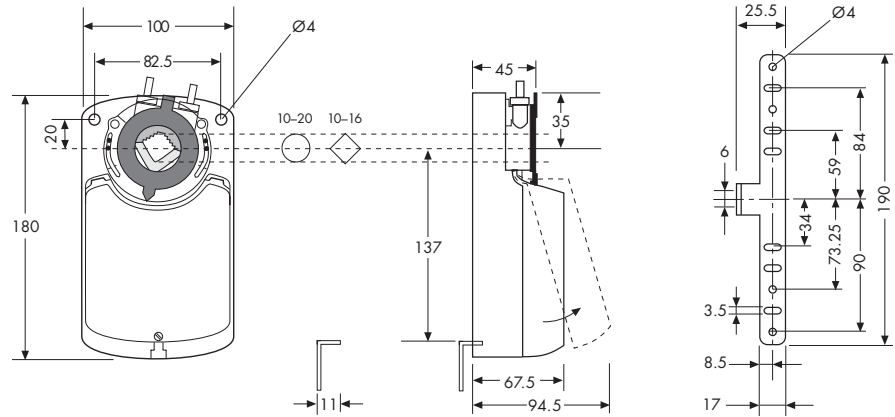
2- and 3-POINT Actuators

2.20

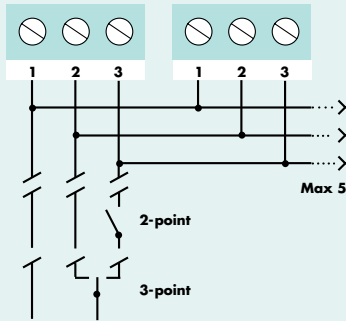
Wiring diagram



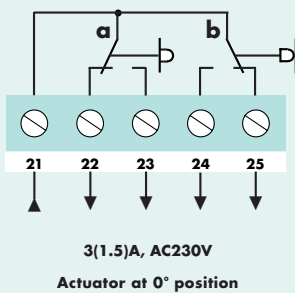
Dimensions in mm



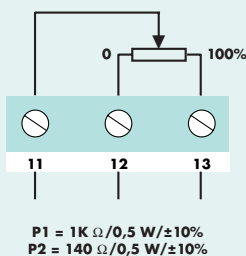
Parallel connections



Auxiliary switches (S)



Potentiometer (P)


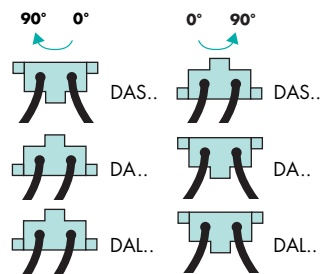


For details of installation and commissioning see Manual 2.20

Changing the direction of rotation

The direction of rotation can be changed by reversing plug **c**

Factory setting

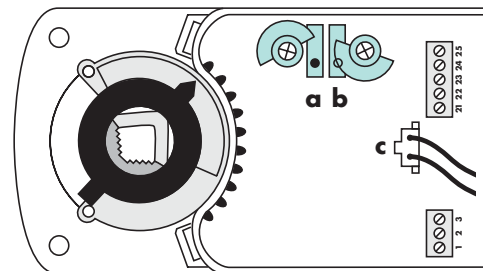


Setting the auxiliary switches

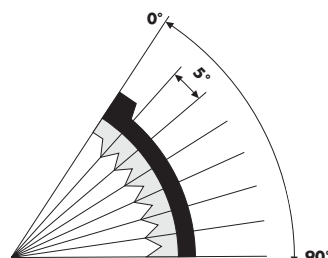
Factory setting

Switch **a** at 10°
 Switch **b** at 80°

The switching position can be manually changed to any required position by turning the ratchet.



Limitation of rotation angle



Adapter release

