

SERIE BC

resino
4

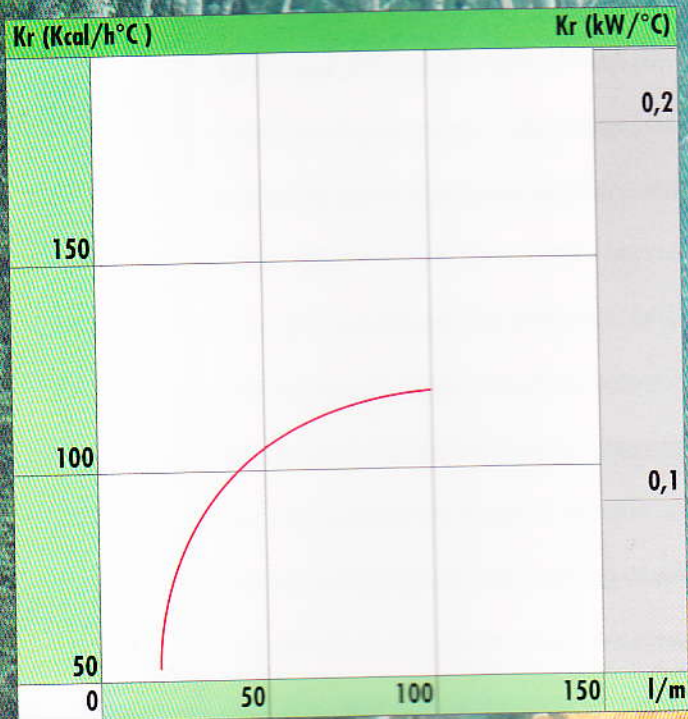


DIAGRAMMA DI RENDIMENTO
PERFORMANCE DIAGRAM

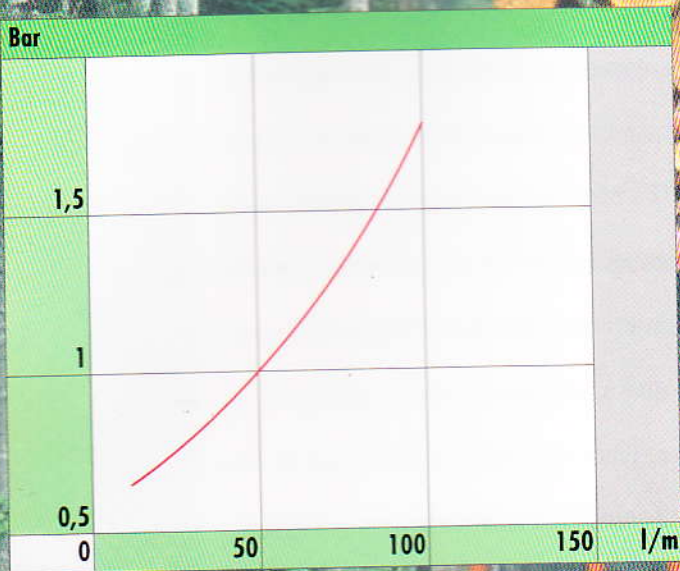



DIAGRAMMA PERDITE DI CARICO
LOSS PRESSURE DIAGRAM

22	30	46	68	100	150	220
0,6	1	1,5	2,3	3,5	5	7

FATTORE DI CORREZIONE
CORRECTION FACTOR

BC 210 12-24 V



**DIMENSIONI E CARATTERISTICHE
TECNICHE NON IMPEGNATIVE
DIMENSIONS AND TECHNICAL
CHARACTERISTICS ARE NOT BINDING**

BC 210	Portata olio Oil flow	Capacità Capacity	Tensione Voltage	Potenza Power	Corrente Current	Portata aria Air flow	Protezione Protection	Rumorosità Noise Level	Peso Weight
Tipo-Type	l/min	l	V	W	A	m ³ /h	IP	dB(A)	Kg
BC 210 12	25-100	1,7	12	70	5,8	600	64	75	6
BC 210 24			24		2,9				

