FLUCOM ITALY

PROPORTIONAL PRESSURE RELIEF VALVES

DIRECT ACTING FOR PILOTING **PPS 20**

10.010

01.02

Technical features

Direct acting pressure relief valves type PPS 20 are regulated from proportional solenoid which is controlled by a remote electronic card and modifys setting, changing the poppet acting force.
By de-energised valve, flow comming from 2 is drained in 1 at a minimum setting pressure.
Operating on potentiometer throught electronic card allows to act on proportional solenoid and it's possible to obtain numberless precise and repeatable adjustments.
For electronic control card technical features see from General Catalogue page n. 10.250.

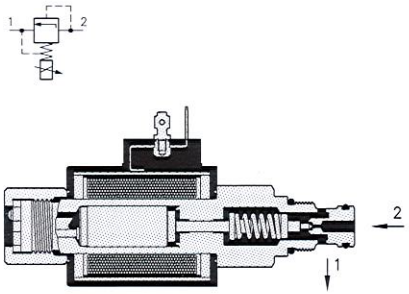

Cavity (For dimensions see catalogue 17.000)		S 20/2
Max. flow	(l/min.)	1.5
Max. inlet pressure	(bar)	315
Max. pressure on line 1	(bar)	175
Fluid viscosity range	(cSt)	2.8 – 380
Fluid temperature range	(°C)	–20 +80
Max. leakage	(cm^3/min.)	10
Mass	(kg)	0.600
Hydraulic fluid; mineral oil HM and HV		ISO 6074
Recommended filtration; 19/15 ISO 4466 (25 μ absolutes)		
Standard seals in Polyurethane and Buna N		

Nominal voltage	(Volt)	12	24
Current range	(mA)	1600	800
Nominal power	(Watt)	22	
Resistance	(Ω)	6.8	26
Insulation class	(VDE 0580)	F 155	
Rating	(ED%)	100	
Protection class	(DIN 40050)	IP 65	

Dimensions

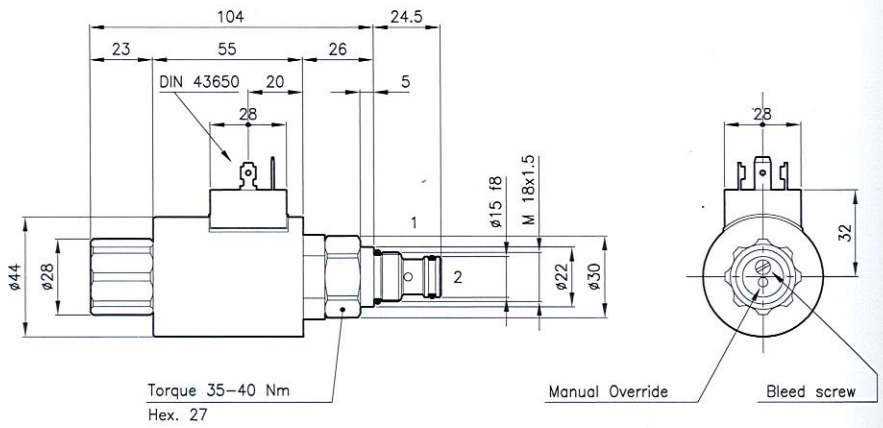

10_0101

PRESSURE DROP (de-energized solenoid)

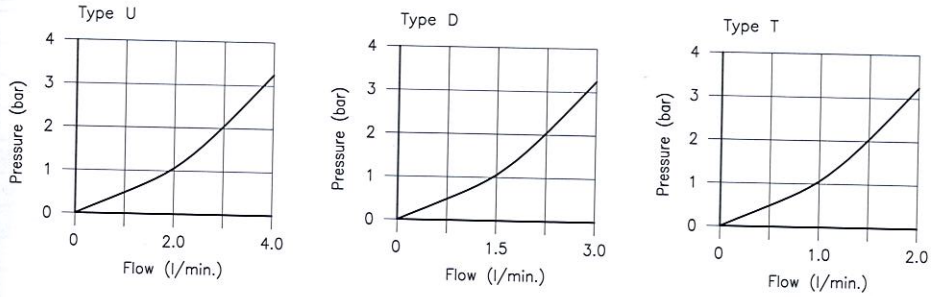

TYPICAL RELIEVING PRESSURE (2 to 1 at Various of Control Current)

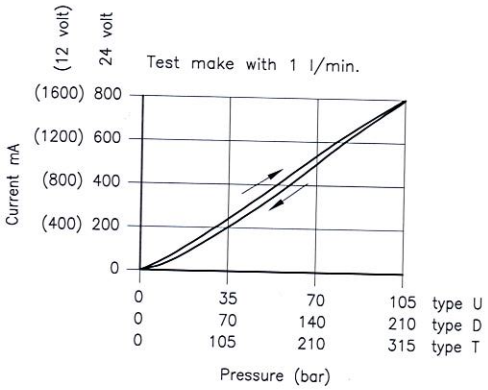

Ordering informations

PPS 20/D–24C–22H

PPS 20 = Valve type

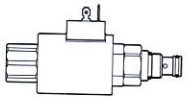

Setting range

U = 0 – 105 bar

D = 0 – 210 bar

T = 0 – 315 bar

Voltage and power

12C–22H = 12 Volt DC

24C–22H = 24 Volt DC

Codes:

PPS 20/U–12C–22H	25 011 163
PPS 20/D–12C–22H	25 011 164
PPS 20/T–12C–22H	25 011 165
PPS 20/U–24C–22H	25 011 153
PPS 20/D–24C–22H	25 011 154
PPS 20/T–24C–22H	25 011 155
External seals kit	90 620 100

PPS 20 valves can be assembled on standard bodies 20–LO series; for dimensions see catalogue 16.010

10_0102